



**2021-22**



**SREE RAMA ENGINEERING COLLEGE :: TIRUPATI**

**INCOME & EXPENDITURE ACCOUNT FOR THE YEAR ENDING 31.03.2022**

EXPENDITURE	Rs.	INCOME	Rs.
To AICTE Approval Fee	3,90,350.00	By Fee Collections	7,93,14,917.28
To APSCHE FEE	1,47,247.20	By Interest from Bank(Net)	23,675.00
To Bank Charges	943.40	By Other Income	36,368.10
To Computer Mainatinance	44,598.00		
To Donation	1,62,700.00		
To Electrical Expenses	34,453.00		
To Electricity Expenses	16,58,924.00		
To EPF	1,87,515.00		
To Esic Payment	3,43,301.00		
To Examination Fees	31,52,752.00		
To Faculty Training Expenses	9,80,000.00		
To Food Expenses	1,03,817.00		
To General Expenses	6,56,615.00		
To Id Cards	86,196.00		
To Inspection Expenses	74,400.00		
To Internet Expenses	5,28,880.00		
To JNTU EXP	22,910.00		
To J N T U FEE A/C	11,31,005.00		
To Lab Maintenance	15,35,966.00		
To Medical Expenses	53,237.00		
To Membership Expenses	1,14,758.00		
To Miscellaneous Expenses	1,38,532.00		
To Placement & Recruitment Exp	23,10,850.00		
To Postage/Transport Exp A/c	1,36,220.00		
To Printing & Stationery	6,00,244.00		
To Software Renewal	17,464.00		
To Stamp Exp	5,000.00		
To Telephone Expenses A/c	6,454.00		
To Travelling Expenses	1,36,768.64		
To Web Counselling	2,000.00		
To Website Maintenance	7,078.00		
To Library expenses	10,96,248.00		
To Repairs & Maintenance	4,96,117.24		
To Land Conversion Charges	32,40,200.00		
To Legal Charges	5,000.00		
To Paper Subscriptions	5,060.00		
To Administration Expenses	18,000.00		
To Advertisement Expenses	9,33,130.69		
To Canteen Maintenance	20,274.00		
To Cleaning Expenses	2,28,895.00		
To Ground Work Expenses	97,340.00		
To Municipal Tax	5,63,004.00		
To Fuel Expenses	1,88,000.00		
To Conference, Seminar,Workshop Ex	17,91,137.00		
To Merit Awards to the Students	3,89,500.00		
To Functions & Celebrations	27,48,269.00		
To Staff Insurance	17,300.00		
To Student Insurance	20,400.00		
To Games Expenses	11,02,304.00		
To Petrol & Diesel Expenses	41,59,596.10		
To Vehicle Maintenance	15,89,854.00		
To Water Expenses	20,650.00		
To Salaries & Wages	5,79,68,804.00		
To Professional Tax	70,014.16		
To Interest on Earc Loan	64,00,000.00		
To Pooja Expenses	60,538.00		
To Excess of Income Over			
Expenditure	(1,86,25,853.05)		
	7,93,74,960.38		7,93,74,960.38

Financial Support to teachers to attend Conferences Workshops and Membership Fee

**G. RAVINDRA REDDY, F.C.A.**  
**CHARTERED ACCOUNTANT**  
 Membership No: 027400  
 G.R.R. Complex (II Floor)  
 D.No.392/A1, Tilak Road  
 TIRUPATI




**SREE RAMA ENGINEERING COLLEGE :: TIRUPATI****BALANCE SHEET AS ON 31.03.2022**

LIABILITIES	Rs.	ASSETS	Rs.
God account	1,232.00	Cash on hand	(30,09,686.70)
Sree Rama Edu. Society	4,67,50,325.02	Cash at Banks:	
Add : Amt. Tr. from society	6,09,50,000.00	Indian Bank-800832927	6,950.00
		Indian Bank-832998411	1,380.00
Excess of income over expenditure	(1,86,25,853.05)	SBI - 30751846614	93,695.05
	8,90,75,703.97	SBI -62329165914	16,952.00
		Axis Bank-20830867	2,12,339.60
Less: Amt. Tr. To society	-	Axis Bank-34388	29,342.31
		Axis Bank-59253	41,945.00
	8,90,75,703.97	Deposits:	
		RIP Deposit	47,000.00
		Telephone Deposit	2,481.00
		Electricity Deposit	3,14,413.00
		Fixed Assets	6,70,68,404.34
		Fee Receivable	1,71,15,800.00
		Sundry Debtors (Annexure:1)	35,34,688.37
		Obul reddy	30,00,000.00
		Siva nadhan k	6,00,000.00
	8,90,75,703.97		8,90,75,703.97

**Annexure:2(Sundry Debtors)**Hi -Q Test Equipment  
M.Ramasubba Reddy1,51,094.00  
33,83,594.37

Total

35,34,688.37




**G. RAVINDRA REDDY, F.C.A.**  
**CHARTERED ACCOUNTANT**  
Membership No: 027400  
G.R.R. Complex (II Floor)  
D.No.392/A1, Tilak Road  
TIRUPATI-517 501



SREE RAMA ENGINEERING COLLEGE :: TIRUPATI

Annexure - 1 :: Fixed Assets :

Description	Rate	WDV as on 01/04/21	Additions	Total	Deletion	Depreciation	WDV as on 31-3-2022
Air Conditioner	10%	5,29,795.45		5,29,795.45			5,29,795.45
Bio Metric System	10%	1,10,000.00		1,10,000.00			1,10,000.00
Batteries	10%	1,47,000.00	3,13,520.00	4,60,520.00			4,60,520.00
Bus-Swaraja Maz	15%	9,84,904.32		9,84,904.32			9,84,904.32
Bus-Eicher	15%	24,19,552.21		24,19,552.21			24,19,552.21
CC Cameras	15%	50,000.00		50,000.00			50,000.00
College building	10%	4,08,62,496.87		4,08,62,496.87			4,08,62,496.87
Computers	40%	9,93,345.48	24,41,476.00	34,34,821.48			34,34,821.48
Digital Sysytem	15%	37,719.00		37,719.00			37,719.00
Printers	40%	8,38,792.98		8,38,792.98			8,38,792.98
Soft Ware	40%	1,03,366.25		1,03,366.25			1,03,366.25
Electrical Fittings	10%	43,43,789.24	5,65,700.00	49,09,489.24			49,09,489.24
Fire Safety	15%	2,00,000.00		2,00,000.00			2,00,000.00
Furniture	10%	35,43,554.81		35,43,554.81			35,43,554.81
Generator	10%	1,85,387.88		1,85,387.88			1,85,387.88
Lab Equipments	10%	16,24,531.43	6,74,190.00	22,98,721.43			22,98,721.43
Library Books	10%	40,27,627.01	1,75,000.00	42,02,627.01			42,02,627.01
Library Software	40%	2,800.00		2,800.00			2,800.00
Projectors	10%	92,369.27	1,07,050.00	1,99,419.27			1,99,419.27
TATA ace auto	15%	3,14,492.14		3,14,492.14			3,14,492.14
Laptop	40%	68,000.00		68,000.00			68,000.00
Water tanks	10%	40,788.00		40,788.00			40,788.00
Xerox Machine	15%	1,24,000.00		1,24,000.00			1,24,000.00
Construction			11,47,156.00	11,47,156.00			11,47,156.00
Total		6,16,44,312.34	54,24,092.00	6,70,68,404.34			6,70,68,404.34

  
**G. RAVINDRA REDDY, F.C.A.**  
**CHARTERED ACCOUNTANT**  
 Membership No: 027400  
 G.R.R. Complex (II Floor)  
 D.No.392/A1, Tilak Road



**2020-21**



**SREE RAMA ENGINEERING COLLEGE :: TIRUPATI****INCOME & EXPENDITURE ACCOUNT FOR THE YEAR ENDING 31.03.2021**

EXPENDITURE	Rs.	INCOME	Rs.
To Electrical expenses	4,98,093.00	By Fee Collections	2,52,74,448.00
To Vehicle Maintenance	9,29,823.89	By Interest from Bank(Net)	57,395.00
To Ac Keeping Charges	649.00	By Other Income	7,458.00
To Advertisement Expenses	6,67,285.00		
To Afrc Fee	4,26,550.00		
To Bank Charges	472.00		
To Book Charges	265.50		
To Internet Charges	1,80,120.00		
To Computer Maintenance	12,000.00		
To Dhobi Expenses	29,760.00		
To Donation Account	1,00,000.00		
To Electrical expenses	7,000.00		
To EPF	27,980.00		
To Esic Arrears	1,95,657.00		
To Esi	49,753.00		
To Examination Fees	2,23,376.00		
To J N T U FEE A/C	14,750.00		
To JNTU UCS Fee	38,19,950.00		
To Library Expenses	10,620.00		
To Membership Expenses	13,570.00		
To Printing & Stationery	1,50,000.00		
To Placement Traing Exp	3,74,250.00		
To Professional Tax	15,036.00		
To Repairs and Maintanance	5,82,402.00		
To Salaries	2,12,36,816.00		
To Software Renewal	1,07,493.00		
To STOP CHARGES	118.00		
To Vehicle Acting Drivers Wages A/c	35,750.00		
To Vehicle Insurance	1,04,000.00		
To Vehicle Road Tax	1,500.00		
To Excess of Income Over Expenditure	(44,75,738.39)		
	<u>2,53,39,301.00</u>		<u>2,53,39,301.00</u>

Financial Support to teachers to attend Conferences  
Workshops and Membership Fee

  
**G. RAVINDRA REDDY, ICAI**  
**CHARTERED ACCOUNTANT**  
**Membership No: 027400**  
**G.R.R. Complex (II Floor)**  
**D.No.392/A1, Tilak Road**  
**TIRUPATI-517 501**



**SREE RAMA ENGINEERING COLLEGE :: TIRUPATI****BALANCE SHEET AS ON 31.03.2021**

LIABILITIES	Rs.	ASSETS	Rs.
God account	1,232.00	Cash on hand	5,35,634.30
Sree Rama Balu Society	3,62,25,000.00	Loan at Harini	
Add : Amt. Tr. from society		Indian Bank-800832927	6,950.00
		Indian Bank-332	-
Excess of income over expenditure	(44,75,738.39)	Indian Bank-832998411	1,380.00
	9,04,00,419.42	SBI - 30751846614	16,038.65
		SBI -62329165914	16,952.00
Less: Amt. Tr. To society	4,36,50,094.40	Axis Bank-20830867	12,537.38
		Axis Bank-34388	27,353.31
		Axis Bank-59253	30,247.00
	4,67,50,325.02	Deposits:	
Loan with EARC	1,57,50,000.00	RIP Deposit	47,000.00
		Telephone Deposit	2,481.00
Expenses payable		Electricity Deposit	3,14,413.00
Salaries	21,72,000.00	Fixed Assets	6,16,44,312.34
Sundry Creditors	3,35,07,670.17	Fee Receivable	2,16,10,000.00
(Annexure:2)		Sundry Debtors	1,03,23,301.90
TDS Payable	8,605.69	(Annexure:1)	
		Loans & advances:	
		Obul reddy	30,00,000.00
		Siva nadhan k	6,00,000.00
	9,81,88,600.88		9,81,88,600.88

**Annexure:1 (Sundry Creditors)**

JAGATI PUBLICATIONS LTD. A/C	2,20,338.56
Jeevith Advertisements	1,00,000.31
Mentors Academy	1,44,585.00
Prabhu Electricals A/c	26,964.00
Sreerama College of Education	2,44,162.00
Sree Rama GOI	3,19,84,971.80
Sri Sreenivasa Printers A/c	33,412.50
T.Harini	7,53,236.00
	<u>3,35,07,670.17</u>

**Annexure:2(Sundry Debtors)**

Harshini Petro Park	63,724.10
RR School	3,92,080.00
M.Aravind Kumar Reddy	26,99,177.20
M Ramasubba Reddy	17,62,810.00
M. RAMI REDDY	28,06,536.00
M SUBHASHINI	4,54,780.00
New Bus Instalment	6,20,000.00
Royalaseema Residential High School	9,19,000.00
SMART KIDS	4,07,361.00
SREE RAMA I.E.T.E	1,97,833.60
Total	<u>1,03,23,301.90</u>

**G. RAVINDRA REDDY, F.C.A.**  
**CHARTERED ACCOUNTANT**  
 Membership No: 027400  
 G.R.R. Complex (II Floor)  
 D.No.392/A1, Tilak Road  
 TIRUPATI-517 501



**SREE RAMA ENGINEERING COLLEGE :: TIRUPATI**

**Annexure - 1 :: Fixed Assets :**

Description	Rate	WDV as on 01/04/20	Additions	Total	Deletion	Depreciation	WDV as on 31-3-2021
Air Conditioner	10%	5,29,795.45		5,29,795.45			5,29,795.45
Bio Metric System	10%	1,10,000.00		1,10,000.00			1,10,000.00
Batteries	10%	1,47,000.00		1,47,000.00			1,47,000.00
Bus-Swaraja Maz	15%	9,84,904.32		9,84,904.32			9,84,904.32
Bus-Eicher	15%	24,19,552.21		24,19,552.21			24,19,552.21
CC Cameras	15%	50,000.00		50,000.00			50,000.00
College building	10%	4,08,62,496.87		4,08,62,496.87			4,08,62,496.87
Computers	60%	7,78,345.48	2,15,000.00	9,93,345.48			9,93,345.48
Digital Sysytem	15%	37,719.00		37,719.00			37,719.00
Printers	60%	7,28,792.98	1,10,000.00	8,38,792.98			8,38,792.98
Soft Ware	60%	1,03,366.25		1,03,366.25			1,03,366.25
Electrical Fittings	10%	43,43,789.24		43,43,789.24			43,43,789.24
Fire Safety	15%	2,00,000.00		2,00,000.00			2,00,000.00
Furniture	10%	35,43,554.81		35,43,554.81			35,43,554.81
Generator	10%	1,85,387.88		1,85,387.88			1,85,387.88
Lab Equipments	10%	16,24,531.43		16,24,531.43			16,24,531.43
Library Books	10%	40,27,627.01		40,27,627.01			40,27,627.01
Library Software	60%	2,800.00		2,800.00			2,800.00
Projectors	10%	92,369.27		92,369.27			92,369.27
TATA ace auto	15%	3,14,492.14		3,14,492.14			3,14,492.14
Laptop	40%		68,000.00	68,000.00			68,000.00
Water tanks	10%	40,788.00		40,788.00			40,788.00
Xerox Machine	15%	1,24,000.00		1,24,000.00			1,24,000.00
<b>Total</b>		<b>6,12,51,312.34</b>	<b>3,93,000.00</b>	<b>6,16,44,312.34</b>		<b>0.00</b>	<b>6,16,44,312.34</b>

**G. RAVINDRA REDDY, F.C.A.**  
**CHARTERED ACCOUNTANT**  
 Membership No: 027400  
 G.R.R. Complex (II Floor)  
 D.No.392/A1, Tilak Road  
 TIRUPATI 517 501





**2019-20**



**SREE RAMA ENGINEERING COLLEGE :: TIRUPATI****INCOME & EXPENDITURE ACCOUNT FOR THE YEAR ENDING 31.03.2020**

EXPENDITURE	Rs.	INCOME	Rs.
To Electrical Expenses	17,42,137.00	By Fee Received	5,46,50,578.44
To Telephone Expenses	-	By Interest from Bank(Net)	25,051.00
To Vehicle Maintenance	25,48,873.43	By Discount	529.92
To Advertisement Expenses	12,38,129.00	By Other Income	1,55,700.00
To AICTE Approval fee	2,50,000.00		
To Bank Charges	5,249.48		
To Computer Maintenance	71,114.00		
To Donation Account	35,000.00		
To EPF	3,39,465.00		
To ESI Arrears	6,00,000.00		
To Examination Fee	24,77,200.00		
To General Expenses	29,496.00		
To Insurance	82,600.00		
To Internet Expenses	2,94,710.00		
To Lab Maintenance	1,09,678.00		
To Labour Expenses	49,900.00		
To Labline scientifics	29,500.00		
To JNTU fees	37,80,405.00		
To Library Expenses	1,11,572.00		
To Lodging & Boarding exp	18,150.00		
To Medical Expenses	235.00		
To Membership exp	82,600.00		
To Placement Training Exp	4,49,000.00		
To Pooja Expenses	25,190.00		
To Printing and Stationry	4,52,349.50		
To Professional Tax	99,177.00		
To PF Expenses	98,966.00		
To Repairs and maintenance	8,79,273.00		
To Salaries	3,85,39,406.00		
To Student Training Exp	1,60,650.00		
To Telephone charges	527.00		
To Travelling Expenses	18,180.00		
To Vehicle Acting Drivers Wagi	35,900.00		
To Vehicle Renewal of FC acco	3,300.00		
To Xerox Charges	85,500.00		
To Excess of Income Over			
Expenditure	88,426.95		
	5,48,31,859.36		5,48,31,859.36

Financial Support to teachers to attend Conferences  
Workshops and Membership Fee

**G. RAVINDRA REDDY, F.C.A.**  
**CHARTERED ACCOUNTANT**  
 Membership No: 027400  
 G.R.R. Complex (II Floor)  
 D.No.392/A1, Tilak Road  
 TIRUPATI-517 501







**SREE RAMA ENGINEERING COLLEGE :: TIRUPATI**

**Annexure - 1 :: Fixed Assets :**

Description	Rate	WDV as on 1/4/2019	Additions	Total	Deletion	Depreciation	WDV as on 3/31/2020
Air Conditioner	10%	5,29,795.45		5,29,795.45			5,29,795.45
Bio Metric System	10%	1,10,000.00		1,10,000.00			1,10,000.00
Batteries		1,47,000.00		1,47,000.00			1,47,000.00
BMW Car	15%	-		-			-
Bus-Swaraja Maz	15%	9,84,904.32		9,84,904.32			9,84,904.32
Bus-Eicher	15%	24,19,552.21		24,19,552.21			24,19,552.21
CC Cameras		50,000.00		50,000.00			50,000.00
College building	10%	4,08,62,496.87		4,08,62,496.87			4,08,62,496.87
Computers	60%	7,78,345.48		7,78,345.48			7,78,345.48
Digital Sysytem		37,719.00		37,719.00			37,719.00
Printers	60%	7,28,792.98		7,28,792.98			7,28,792.98
Soft Ware	60%	1,03,366.25		1,03,366.25			1,03,366.25
Electrical Fittings	10%	41,59,536.24	1,84,253.00	43,43,789.24			43,43,789.24
Fire Safety		2,00,000.00		2,00,000.00			2,00,000.00
Furniture	10%	35,40,254.81	3,300.00	35,43,554.81			35,43,554.81
Generator	10%	1,85,387.88		1,85,387.88			1,85,387.88
Lab Equipments	10%	16,04,087.43	20,444.00	16,24,531.43			16,24,531.43
Library Books	10%	38,30,712.01	1,96,915.00	40,27,627.01			40,27,627.01
Library Software	60%	2,800.00		2,800.00			2,800.00
Projectors	10%	92,369.27		92,369.27			92,369.27
TATA ace auto	15%	3,14,492.14		3,14,492.14			3,14,492.14
Water tanks	10%	40,788.00		40,788.00			40,788.00
Xerox Machine			1,24,000.00	1,24,000.00			1,24,000.00
<b>Total</b>		<b>6,07,22,400.34</b>	<b>5,28,912.00</b>	<b>6,12,51,312.34</b>		<b>0.00</b>	<b>6,12,51,312.34</b>

**G. RAVINDRA REDDY, F.C.A.**  
**CHARTERED ACCOUNTANT**  
 Membership No: 027400  
 G.R.R. Complex (II Floor)  
 D.No.392/A1, Thak Road  
 TIRUPATI-517 501



A blue dashed border surrounds the entire page, consisting of a series of small, connected squares.

**2018-19**



**SREE RAMA ENGINEERING COLLEGE :: TIRUPATI****INCOME & EXPENDITURE ACCOUNT FOR THE YEAR ENDING 31.03.2019**

EXPENDITURE	Rs.	INCOME	Rs.
To Electrical Expenses	18,38,681.00	By Fee Received	4,66,59,065.00
To Telephone Expenses	47,898.40	By Interest from Bank(Net)	11,886.00
To Vehicle Maintenance	29,74,019.34	By Computer Rent	53,579.60
To Advertisement Expenses	11,03,337.49	By FD Interest	2,91,538.00
To Bank Charges	1,416.40	By NSE IT LTD	72,470.00
To Boarding and Lodging Char	1,71,708.00	By Perfect man Power Consultan	34,257.00
To Conveyance Expenses	1,202.00	By SV Sarvasreys	74,150.00
To Donation Account	35,000.00	By Bizzon	12,235.00
To Examination Fee	37,47,425.00	By TATA Consultancy	7,056.00
To General Expenses	2,07,296.00		
To Interest on TDS	23,087.00		
To Intenet Expenses	3,62,080.00		
To Lab Maintenance	8,550.00		
To Labour Expenses	6,335.00		
To Medical Expenses	2,880.00		
To Panchayath Tax Expenses	1,84,281.00		
To Paper Subscription	7,535.00		
To Pooja Expenses	67,895.00		
To Postage and Travelling	790.00		
To Printing and Stationry	7,45,649.00		
To Processing fee	1,200.00		
To Professional Tax	8,300.00		
To PF Expenses	3,40,255.00		
To Repairs and maintenance	10,47,768.00		
To Salaries	3,16,53,846.00		
To Sports and Games Expense	23,819.00		
To Talscut PT Trainers	20,000.00		
To Training charges	2,75,200.00		
To Travelling Expenses	1,84,167.00		
To Vehicle Acting Drivers Wagt	1,17,090.00		
To Vehicle Insurance	3,93,013.00		
To Vehicle Renewal of FC accor	51,860.00		
To Vehicle Road Tax	20,740.00		
To Vehicle Pollution Account	800.00		
To Loss on Sale of Asset	15,85,308.51		
To Excess of Income Over Expenditure	(44,195.54)		
	4,72,16,236.60		4,72,16,236.60


Financial Support to teachers to attend Conferences  
Workshops and Membership Fee

  
**G. RAVINDRA REDDY, F.C.A.**  
**CHARTERED ACCOUNTANT**  
Membership No: 027400  
G.R.R. Complex (II Floor)  
D.No.392/A1, Tilak Road  
TIRUPATI-517 501



**SREE RAMA ENGINEERING COLLEGE :: TIRUPATI**  
**BALANCE SHEET AS ON 31.03.2019**

LIABILITIES	Rs.	ASSETS	Rs.
God account	1,232.00	Cash on hand	22,50,709.22
Sree Rama Edu.Society	4,49,11,332.40	Cash at Banks:	
Add :		Indian Bank-800832927	6,950.00
Additions	50,00,000.00	Indian Bank-332	5,210.94
Excess of income over expendit	(44,195.54)	Indian Bank-832998411	1,302.00
	4,98,67,136.86	SBI - 30751846614	1,66,176.71
		SBI -62329165914	18,250.00
Less: Amt. Tr. To society	4,98,67,136.86	Axis Bank-20830867	13,59,851.15
		Axis Bank-34388	4,324.00
Loan with EARC	4,50,00,000.00	Axis Bank-59253	43,350.00
Expenses payable		RIP Deposit	47,000.00
Salaries	27,75,119.00	Telephone Deposit	2,481.00
		Electricity Deposit	3,14,413.00
Sundry Creditors		Fixed Assets	6,07,22,400.34
Harshini Petro Park	6,85,777.34	Fee Receivable	2,36,44,700.00
Jagathi Publications	32,104.02	Accrued interest on FDs	38,49,234.00
Karthikeya Pro Audio	65,000.00	TDS	2,46,364.86
Prabhu Electricals	1,00,410.00	M.Aravind Kumar Reddy	29,89,130.00
Sri Venkateswara Motors	15,219.00	M Ramasubba Reddy	17,29,810.00
Sri Venkateswara Plywoods	69,738.00	M Rami Reddy	18,32,784.00
Sri YOGA Book Center	96,725.00	M Subhasini	4,54,780.00
T Harini	7,53,236.00		
TDS Payable	2,27,524.00		
	9,96,89,221.22		9,96,89,221.22

  
**G. RAVINDRA REDDY, F.C.A.**  
**CHARTERED ACCOUNTANT**  
Membership No: 027400  
G.R.R. Complex (II Floor)  
D.No.392/A1, Tilak Road  
TIRUPATI-517 501



SREE RAMA ENGINEERING COLLEGE :: TIRUPATI

Annexure - 1 :: Fixed Assets :

Description	Rate	WDV as on 1-Apr-17	Additions	Total	Deletion	Depreciation	WDV as on 31-Mar-18
Air Conditioner	10%	5,29,795.45		5,29,795.45			5,29,795.45
Batteries			1,47,000.00	1,47,000.00			1,47,000.00
BMW Car	15%	20,47,308.51		20,47,308.51			20,47,308.51
Bus-Swaraja Maz	15%	9,84,904.32		9,84,904.32			9,84,904.32
Bus-Eicher	15%	24,19,552.21		24,19,552.21			24,19,552.21
CC Cameras			50,000.00	50,000.00			50,000.00
College building	10%	4,08,62,496.87		4,08,62,496.87			4,08,62,496.87
Computers	60%	93,244.48		93,244.48			93,244.48
Digital Sysytem			37,719.00	37,719.00			37,719.00
Printers	60%	25,905.98		25,905.98			25,905.98
Soft Ware	60%	12,678.25	90,688.00	1,03,366.25			1,03,366.25
Electrical Fittings	10%	41,59,536.24		41,59,536.24			41,59,536.24
Furniture	10%	35,03,030.81		35,03,030.81			35,03,030.81
Generator	10%	1,85,387.88		1,85,387.88			1,85,387.88
Lab Equipments	10%	16,04,087.43		16,04,087.43			16,04,087.43
Library Books	10%	38,13,347.01		38,13,347.01			38,13,347.01
Library Software	60%	2,800.00		2,800.00			2,800.00
Projectors	10%	92,369.27		92,369.27			92,369.27
TATA ace auto	15%	3,14,492.14		3,14,492.14			3,14,492.14
Water tanks	10%	40,788.00		40,788.00			40,788.00
<b>Total</b>		<b>6,06,91,724.85</b>	<b>0.00</b>	<b>6,10,17,131.85</b>		<b>0.00</b>	<b>6,10,17,131.85</b>

  
**G. RAVINDRA REDDY, F.C.A.**  
**CHARTERED ACCOUNTANT**  
**Membership No: 027400**  
**G.R.R. Complex (II Floor)**  
**D.No.392/A1, Tilak Road**  
**TIRUPATI-517 501**





**2017-18**



**SREE RAMA ENGINEERING COLLEGE :: TIRUPATI****INCOME & EXPENDITURE ACCOUNT FOR THE YEAR ENDING 31.03.2018**

EXPENDITURE	Rs.	INCOME	Rs.
To ELECTRICAL EXPENSES	17,44,212.00	By Fee Received	5,08,86,645.00
To TELEPHONE EXPENSES	50,075.00	By Interest from Bank(Net)	47,936.00
To VEHICLE MAINTENANCE	47,43,273.28	By FD interest	3,63,658.00
To ADVERTISEMENT EXP	7,85,224.00	By Interest from APSPDCL	46,290.00
To Bank Charges	2,710.27	By Other income from TCS	1,03,976.00
To DONATION A/C	30,000.00	By Other income from	
To FUNCTION EXPENSES A/C	980.00	Savir Consultants Pvt Ltd.	93,622.50
To General Expenses	1,68,241.90	Aptech Ltd	13,320.00
To INSURANCE A/C	2,20,351.00	Bizzon	12,486.00
To INTERNET EXPENSES A/C	3,86,300.00		
To J N T U FEE A/C	43,05,970.00	By Discount	12,040.00
To J N T U UCS FEE A/C	4,07,600.00		
To Medical Expenses	6,263.00		
To Paper Subscriptions	8,029.00		
To Boarding & lodging expense	15,233.00		
To Freight Expenses	650.00		
To Intrest On TDS	16,332.00		
To Lodging&Boarding charges	1,38,358.00		
To Membership Fees	82,000.00		
To Penalty	1,701.00		
To Pooja Expenses	93,191.00		
To EPF	1,94,355.00		
To Solar Power	60,000.00		
To Telephone Expenses	2,470.00		
To Xerox Charges	71,520.00		
To PRINTING & STATIONERY /	9,39,696.00		
To PROVIDENT FUND EXP A/C	3,72,522.00		
To REPAIRS & MAINT EXP A/C	11,69,316.00		
To Salaries	3,51,11,590.00		
To SPORTS & GAMES EXPENSE	19,903.00		
To Travelling Expenses	1,94,663.00	Financial Support to teachers to attend Conferences	
To Vehicle Acting Drivers Wage	90,580.00	Workshops and Membership Fee	
To VEHICLE ROAD TAX	21,300.00		
To Excess of Income Over			
Expenditure	1,25,364.05		
	5,15,79,973.50		5,15,79,973.50

  
**G. KAVINDRA REDDY, F.C.A.**  
**CHARTERED ACCOUNTANT**  
Membership No: 027400  
G.R.R. Complex (II Floor)  
D.No.392/A1, Tilak Road  
TIRUPATI-517 501








SREE RAMA ENGINEERING COLLEGE :: TIRUPATI

Annexure - 1 :: Fixed Assets :

Description	Rate	WDV as on 1/4/2018	Additions	Total	Deletion	Depreciation	WDV as on 31-3-2019
Air Conditioner	10%	5,29,795.45		5,29,795.45			5,29,795.45
Bio Metric System	10%		1,10,000.00	1,10,000.00			1,10,000.00
Batteries		1,47,000.00		1,47,000.00			1,47,000.00
BMW Car	15%	20,47,308.51		20,47,308.51	20,47,308.51		-
Bus-Swaraja Maz	15%	9,84,904.32		9,84,904.32			9,84,904.32
Bus-Eicher	15%	24,19,552.21		24,19,552.21			24,19,552.21
CC Cameras		50,000.00		50,000.00			50,000.00
College building	10%	4,08,62,496.87		4,08,62,496.87			4,08,62,496.87
Computers	60%	93,244.48	6,85,101.00	7,78,345.48			7,78,345.48
Digital Sysytem		37,719.00		37,719.00			37,719.00
Printers	60%	25,905.98	7,02,887.00	7,28,792.98			7,28,792.98
Soft Ware	60%	1,03,366.25		1,03,366.25			1,03,366.25
Electrical Fittings	10%	41,59,536.24		41,59,536.24			41,59,536.24
Fire Safety			2,00,000.00	2,00,000.00			2,00,000.00
Furniture	10%	35,03,030.81	37,224.00	35,40,254.81			35,40,254.81
Generator	10%	1,85,387.88		1,85,387.88			1,85,387.88
Lab Equipments	10%	16,04,087.43		16,04,087.43			16,04,087.43
Library Books	10%	38,13,347.01	17,365.00	38,30,712.01			38,30,712.01
Library Software	60%	2,800.00		2,800.00			2,800.00
Projectors	10%	92,369.27		92,369.27			92,369.27
TATA ace auto	15%	3,14,492.14		3,14,492.14			3,14,492.14
Water tanks	10%	40,788.00		40,788.00			40,788.00
<b>Total</b>		<b>6,10,17,131.85</b>	<b>17,52,577.00</b>	<b>6,27,69,708.85</b>		<b>0.00</b>	<b>6,07,22,400.34</b>

  
**G. RAVINDRA REDDY, F.C.A.**  
**CHARTERED ACCOUNTANT**  
 Membership No: 027400  
 G.R.R. Complex (IE Floor)  
 D.No.392/A1, Tilak Road  
 TIRUPATI-517 501